

Jansen-Economy 50 Fenster

Fenster und Verglasungen aus Stahl und Edelstahl

Fenêtres Jansen-Economy 50

Fenêtres et vitrages fixes en acier et acier Inox

Jansen-Economy 50 windows

Windows and fixed lights in steel and stainless steel

Systemübersicht

Merkmale
Leistungseigenschaften
Systemausführungen
Typenübersicht

Sommaire du système

Caractéristiques
Caractéristiques de performance
Exécutions de système
Sommaire des types

Summary of system

Characteristics
Performance characteristic
System versions
Summary of types

2

**Profilsortiment in Stahl
und Edelstahl****Assortiment de profilé
en acier et acier Inox****Range of profiles in
steel and stainless steel****12**

Beispiele

Schnittpunkte
Konstruktionsdetails
Anschlüsse am Bau

Exemples

Coupes de détails
Détails de construction
Raccords au mur

Examples

Section details
Construction details
Attachment to structure

16

Leistungseigenschaften**Caractéristiques de
performance****Performance
characteristics****26**

Alle Ausführungen dieser Dokumentation haben wir sorgfältig und nach bestem Wissen zusammengestellt. Wir können aber keine Verantwortung für die Benutzung der vermittelten Vorschläge und Daten übernehmen. Wir behalten uns technische Änderungen ohne Vorankündigung vor.
Aktuelle Version auf www.jansen.com

Nous avons apporté le plus grand soin à l'élaboration de cette documentation. Cependant, nous déclinons toute responsabilité pour l'utilisation faite de nos propositions et de nos données.
Nous nous réservons le droit de procéder à des modifications techniques sans préavis.
Version actuelle sur www.jansen.com

All the information contained in this documentation is given to the best of our knowledge and ability. However, we decline all responsibility for the use made of these suggestions and data.
We reserve the right to effect technical modifications without prior warning.
Current version available at www.jansen.com

Jansen-Economy 50 Fenster

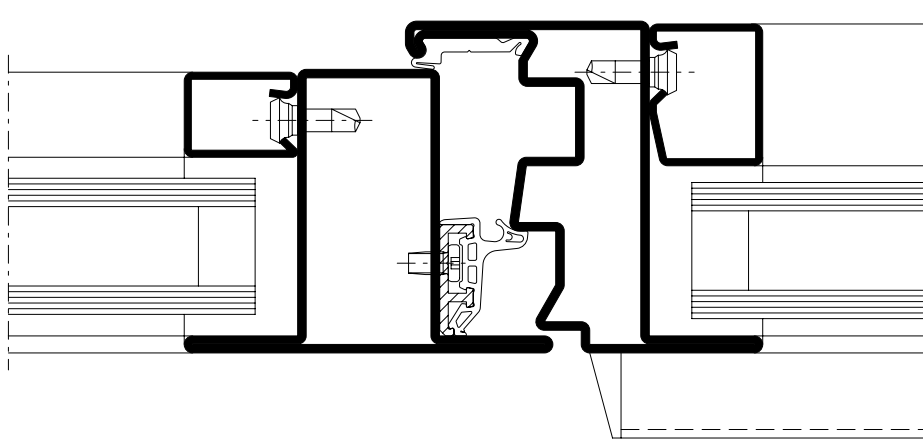
- Stahlsystem für Fenster und Festverglasungen
- Bautiefe 50 mm, Fensterflügel 58,5 mm aussen flächenbündig
- Schmale Ansichtsbreiten: Rahmen inkl. Flügel ab 82 mm Stulppartie 103 mm
- Dreh- und Drehkippenfenster und Kippenfenster nach innen öffnend
- Systemlösungen für Bogen-, Segment- und Atelierfenster, Kipp vor Dreh und RFID-Überwachung
- Dreh- und Drekippen-Fensterflügel bis 1475 x 2300 mm (BxH)
- Flügelgewichte: Standardbeschlag bis 150 kg Verdeckt liegender Beschlag bis 180 kg
- Füllelementstärken von 5 bis 35 mm, Glaseinbau mittels Nassverglasung
- Systemprüfungen nach Produktnorm EN 14351-1
- Stahlprofile blank oder bandverzinkt
- Geeignet für Pulver- und Nasslackbeschichtungen

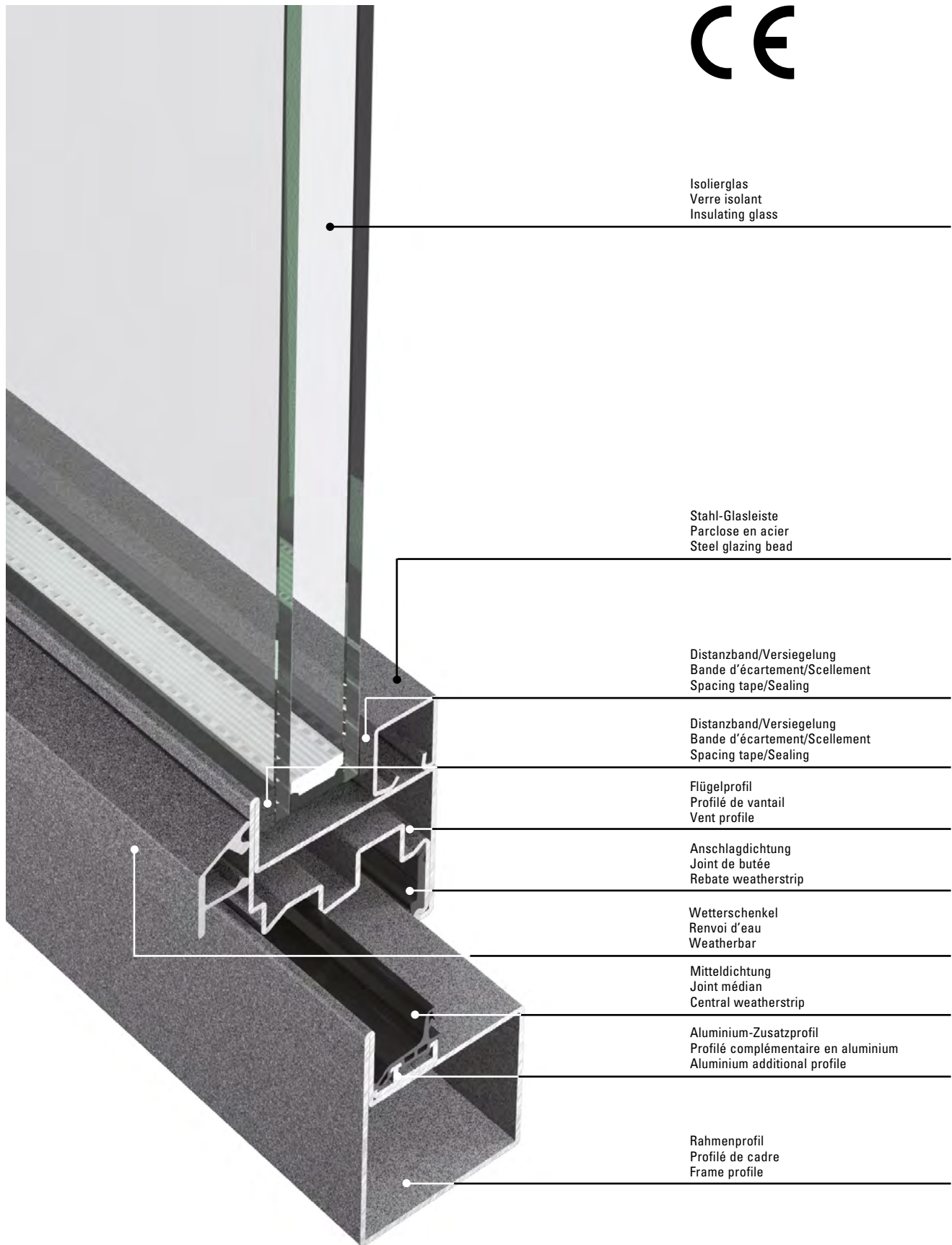
Jansen-Economy 50 fenêtres









- Système en acier pour fenêtres et vitrages fixes
- Profondeur de montage 50 mm, vantail de fenêtre 58,5 mm montage à fleur à l'extérieur
- Fines largeurs de face: Cadre avec vantail à partir de 82 mm Partie tête 103 mm
- Fenêtres ouvrant à la française et oscillo-battantes et fenêtres à soufflet à ouverture vers l'intérieur
- Systèmes pour fenêtres cintrées, à arc bombé et d'atelier, à ouverture inversée et surveillance RFID
- Vantaux à la française et oscillo-battants jusqu'à 1475 x 2300 mm (LxH)
- Poids de vantail: Ferrure standard jusqu'à 150 kg Ferrure de fenêtre non apparente jusqu'à 180 kg
- Éléments de remplissage de 5 à 35 mm d'épaisseur, montage du vitrage au silicone
- Contrôles des systèmes selon la norme produit EN 14351-1
- Profilés en acier brut ou galvanisé en continu
- Convient aux revêtements par poudre ou peinture liquide

Jansen-Economy 50 windows

- Steel system for windows and fixed glazing
- Basic depth 50 mm, window vent 58,5 mm flush-fitted on outside
- Narrow face widths: Frame including vent from 82 mm Double vent assembly 103 mm
- Side-hung and turn/tilt windows and bottom-hung windows, inward-opening
- System solutions for arched, segmented and studio windows, tilt-before-turn and RFID monitoring
- Side-hung and turn/tilt window vents up to 1475 x 2300 mm (WxH)
- Vent weights: Standard fittings up to 150 kg Concealed fittings up to 180 kg
- Infill unit thicknesses from 5 to 35 mm, glazing installed by means of wet glazing
- System tests in accordance with the product standard EN 14351-1
- Raw finish or pre-galvanised steel profiles
- Suitable for powder and wet paint coating





Norm	Eigenschaft Caractéristique Characteristic	Klassifizierung/Wert Classification / Valeur Classification / Value										
		npd	C1 (400)	C2 (800)	C3 (1200)	C4 (1600)	C5 (2000)	Exxx (>2000)				
 EN 12210	Widerstandsfähigkeit bei Windlast Résistance à la pression du vent Resistance to wind load	npd	C1 (400)	C2 (800)	C3 (1200)	C4 (1600)	C5 (2000)	Exxx (>2000)				
 EN 12208	Schlagregendichtheit Étanchéité à la pluie battante Watertightness	npd	1A (0)	2A (50)	3A (100)	4A (150)	5A (200)	6A (250)	7A (300)	8A (450)	9A (600)	Exxx (>750)
 EN ISO 10140	Schalldämmung R_w (C, C_{tr}) (dB) Isolation phonique R_w (C, C_{tr}) (dB) Sound insulation R_w (C, C_{tr}) (dB)	npd	bis R_w 43 dB (-2; -5) jusqu'à R_w 43 dB (-2; -5) up to R_w 43 dB (-2; -5)									
 EN ISO 10077-1	Wärmedurchgangskoeffizient U_f (W/(m ² ·K)) Transmission thermique U_f (W/(m ² ·K)) Thermal production U_f (W/(m ² ·K))	npd	ab 4,8 W/m ² ·K à partir de 4,8 W/m ² ·K from 4,8 W/m ² ·K									
 EN 12207	Luftdurchlässigkeit Perméabilité à l'air Air permeability	npd	1 (150)		2 (300)		3 (600)		4 (600)			
 EN 14351-1	Tragfähigkeit von Sicherheitsvorrichtungen Capacité portante des dispositifs de sécurité Load-bearing capacity of safety devices		Anforderung erfüllt Exigence remplie Requirement satisfied									
 EN 1522	Durchschusshemmung Résistance aux balles Bullet proofing	npd	FB1	FB2	FB3	FB4	FB5	FB6	FB7	FSG		
 EN 1627	Einbruchhemmung Anti-effraction Burglar resistance	npd	1	2	3	4	5	6				

npd = keine Leistung festgestellt
(no performance determined)

npd = Aucune performance déterminée
(no performance determined)

npd = no performance determined

Zur Erreichung der maximalen Leistungswerte sind die Gutachtlichen Stellungnahmen zu beachten.

Les prescriptions de l'avis d'expertise doivent être respectés pour obtenir les valeurs de performance maximales.

To achieve the maximum performance values, the provisions of appraisal report must be adhered to.

Ausgeführte Objekte
Objets réalisés
Completed projects

Jansen-Economy 50 Fenster
Jansen-Economy 50 fenêtres
Jansen-Economy 50 windows





Jansen-Economy 50 Fenster Edelstahl

- Nichtisoliertes Stahlsystem für Fenster- und Festverglasungen
- Bautiefe 50 mm, Fensterflügel 58,5 mm, aussen flächenbündig, innen aufschlagend
- Schmale Ansichtsbreiten: Rahmen und Flügel ab 82 mm
- Werkstoff 1.4307 mit guter Korrosionsbeständigkeit, geeignet für den universellen Einsatz
- Werkstoff 1.4404 mit hoher Korrosionsbeständigkeit, geeignet für den Einsatz in Küstennähe, in Industriegebieten, im Hygiene-Bereich, in Strassennähe (beständig gegen Streusalz)
- Sämtliche Profile auch in geschliffener Ausführung erhältlich (Korn 220 - 240)
- Einflügelige Fenster, nach innen öffnend, mit Oberlicht oder Festverglasung kombinierbar

Fenêtres Jansen-Economy 50 en acier Inox

- Système en acier non isolé pour vitrages de fenêtres et vitrages fixes
- Profondeur de montage 50 mm, vantail de fenêtre 58,5 mm, affleurant à l'extérieur, recouvrement à l'intérieur
- Largeurs de face fines : cadre et vantail à partir de 82 mm
- Matériau 1.4307, caractérisé par une bonne résistance à la corrosion, conçu pour un usage universel
- Matériau 1.4404, caractérisé par une très bonne résistance à la corrosion, conçu pour le littoral, les zones industrielles, près de routes (grâce à la résistance au sel d'épandage), le domaine de l'hygiène
- Tous les profilés sont aussi disponibles en version polie (grain 220 à 240)
- Fenêtres à un vantail, ouvrant vers l'intérieur et l'extérieur, combinables avec un vitrage fixe ou une imposte

Jansen Economy 50 stainless steel windows

- Non-insulated steel system for windows and fixed glazing
- 50 mm basic depth, window vent 58.5 mm, flush-fitted on the outside, face-fitted on the inside
- Narrow face widths: frame and vent from 82 mm
- Material 1.4307 with good corrosion resistance, suitable for universal use
- Material 1.4404 with high corrosion resistance, suitable for use in coastal areas, industrial areas, in areas with strict hygiene requirements, near roads (resistance to grit)
- All profiles are also available with a finished design (grain 220 - 240)
- Single-vent windows, inward-opening, can be combined with toplight or fixed glazing



Einbruchhemmende Jansen-Economy 50 Fenster

- Fenstergrößen bis 1475 x 2800 mm
- Dreh-, Drehkipp-, Stulpfenster und Festverglasungen
- Beschlag als Komplettseinheit geliefert
- Geprüft nach EN 1627 bis RC3

Fenêtres anti-effraction Jansen-Economy 50

- Dimensions de fenêtre jusqu'à 1475 x 2800 mm
- Fenêtres ouvrant à la française, oscillo-battantes, à deux vantaux et vitrages fixes
- Ferrures livrées comme unité complète
- Contrôlé selon la norme EN 1627 jusqu'à RC3

Burglar-resistant Economy 50 Jansen windows

- Window sizes up to 1475 x 2800 mm
- Side-hung, turn/tilt and double-vent windows and fixed glazing
- Fitting supplied as complete unit
- Tested in accordance with EN 1627 up to RC3



Sondergeometrien und Spezialbeschläge

- Systemlösungen mit Fensterbeschlägen für Bogen-, Segment- und Atelierfenster
- Kipp- vor Drehbeschlag
- Behindertengerechter Beschlag mit hohem Bedienkomfort für das bequeme Öffnen mit unten waagrecht montiertem Fenstergriff
- RFID Transponder-Technologie für die Fensterüberwachung mit beschlagintegrierten Verschluss-Sensoren, VDS Klasse C eingestuft

Géométries spéciales et ferrures spéciales

- Solutions système pour fenêtres cintrées, à arc bombé et d'atelier
- Ferrures pour ouverture inversée
- Ferrures pour personnes handicapées, à grand confort d'utilisation, pour une ouverture aisée, avec une poignée de fenêtre montée à l'horizontale en bas
- Technologie de transpondeur RFID pour la surveillance des fenêtres, avec des capteurs de fermeture intégrés dans les ferrures, classe VDS C

Special geometries and special fittings

- System solutions with window fittings for arched, segmented and studio windows
- Tilt-before-turn fitting
- Easy-access fitting with very convenient operation – easy to open thanks to the window handle mounted horizontally at the bottom
- RFID transponder technology for window monitoring and closing sensors integrated in the fittings, VDS class C



Durchschusshemmende Jansen-Economy 50 Fenster FB 5-6

- Fenstergrößen bis 1475 x 2300 mm
- Dreh-, Drehkipfenster und Festverglasungen
- Beschusshemmendes Zubehör unsichtbar eingebaut
- Geprüft nach EN 1522

Fenêtres pare-balles Jansen-Economy 50 FB 5-6

- Dimensions de fenêtre jusqu'à 1475 x 2300 mm
- Fenêtres ouvrant à la française, oscillo-battantes et vitrages fixes
- Accessoires pare-balles à montage invisible
- Contrôlé selon la norme EN 1522

Bullet-resistant Jansen Economy 50 windows FB 5-6

- Window sizes up to 1475 x 2300 mm
- Side-hung and turn/tilt windows and fixed glazing
- Bullet-resistant accessories concealed when installed
- Tested in accordance with EN 1522

Jansen Docu Center

Die Plattform zum effizienten Arbeiten mit Jansen Dokumentationen. Im Jansen Docu Center stehen alle Produktinformationen jederzeit digital in der aktuellsten Version zur Verfügung: von Architekten-Informationen über Bestell- und Fertigungskatalogen bis hin zu Anleitungen und Prospekten sowie Videos.

Die Inhalte können einfach und schnell aufgerufen werden. Ein für den Anwender komfortables papierloses Arbeiten, das zahlreiche Vorteile bietet.

Jansen Docu Center

La plate-forme pour travailler efficacement avec les documentations Jansen. Le Jansen Docu Center met à votre disposition les informations sur les produits, en format numérique et dans une version actualisée: des catalogues de commande et de fabrication aux instructions et prospectus, en passant par les informations destinées aux architectes et vidéos.

Les contenus sont facilement et rapidement accessibles. Une manière de travailler confortable et offrant de nombreux avantages.

Jansen Docu Center

The platform for working efficiently with Jansen documentation. The latest version of all the product information is available digitally at any time in the Jansen Docu Center – from order and fabrication manuals to architect information, instructions and brochures and videos.

The content can be retrieved quickly and easily. The user can work conveniently without paper, which has numerous benefits.

Download CAD Daten

DXF

DWG

Sie können die Zeichnungen in den Formaten DXF und/oder DWG herunterladen. Klicken Sie auf das entsprechende Icon und der Download erfolgt.

Die Hinweise «Artikelbibliothek/Türbeschläge/Fensterbeschläge» bedeuten, dass Sie mit einem Klick die gesamte Artikelbibliothek des entsprechenden Systems herunterladen (Profile, Beschläge, Glasleisten, Zubehör etc.).

Info und Beratung

Gerne beraten wir Sie persönlich und stehen Ihnen bei Fragen zur Verfügung. Bitte schreiben Sie uns Ihre Anliegen an: info@jansen.com

Télécharger fichiers DAO

DXF

DWG

Vous pouvez télécharger les dessins aux formats DXF et/ou DWG. Cliquez sur l'icône correspondante et le téléchargement s'effectuera.

Les indications «Bibliothèque des articles/Ferures de porte/Ferrures de fenêtres» signifie que vous téléchargez la totalité de la bibliothèque des articles du système donné (profilés, ferrures, parclozes, accessoires etc.).

Info et conseils

Nous vous conseillerons volontiers individuellement et sommes à votre disposition si vous avez des questions à poser. Veuillez nous envoyer votre requête à: info@jansen.com

Download CAD files

DXF

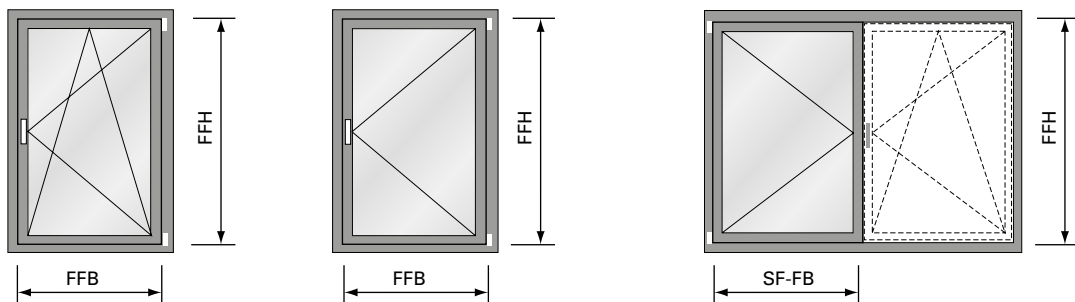
DWG

You can download the drawings in DXF and/or DWG format. Click on the relevant icon to begin the download.

The items «Article library/Door fittings/Window fittings» means that you download the entire article library for the corresponding system with one click (profiles, fittings, glazing beads, accessories etc.).

Information and advice

We would be delighted to provide you with advice in person and are available to answer any questions you may have. Please write to us with your queries at: info@jansen.com



Flügelgrößen

Drehkipp-, Drehfenster und Stulpfenster:

Max. FFH = 2300 mm
 FFB = 1475 mm
 Min. FFH = 575 mm
 FFB = 370 mm

Max. Gewicht: 150 kg
 FFB/FFH: ≤ 2

Grandeurs du vantail

fenêtre oscillo-battante, à la française et fenêtre à deux vantaux:

Max. FFH = 2300 mm
 FFB = 1475 mm
 Min. FFH = 575 mm
 FFB = 370 mm

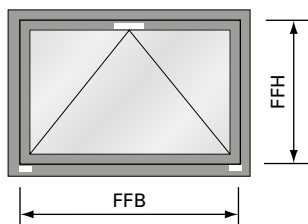
Poids max.: 150 kg
 FFB/FFH: ≤ 2

Size of vents

turn/tilt, side-hung and double-vent windows:

Max. FFH = 2300 mm
 FFB = 1475 mm
 Min. FFH = 575 mm
 FFB = 370 mm

Max. weight: 150 kg
 FFB/FFH: ≤ 2



Flügelgröße

Kipp-Fenster:

Max. FFH = 2300 mm
 FFB = 2300 mm
 Min. FFH = 370 mm
 FFB = 575 mm

Max. Gewicht: 80 kg
 (2 Bänder)
 120 kg
 (3 Bänder)

Grandeur du vantail

fenêtre à soufflet:

Max. FFH = 2300 mm
 FFB = 2300 mm
 Min. FFH = 370 mm
 FFB = 575 mm

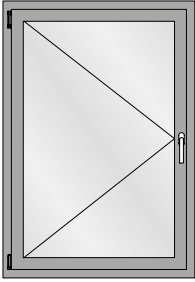
Poids max.: 80 kg
 (2 paumelles)
 120 kg
 (3 paumelles)

Size of vent

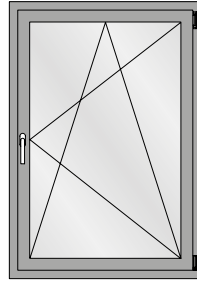
bottom-hung window:

Max. FFH = 2300 mm
 FFB = 2300 mm
 Min. FFH = 370 mm
 FFB = 575 mm

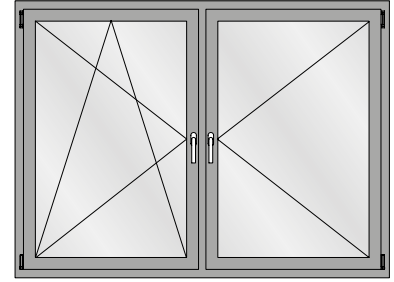
Max. weight: 80 kg
 (2 hinges)
 120 kg
 (3 hinges)



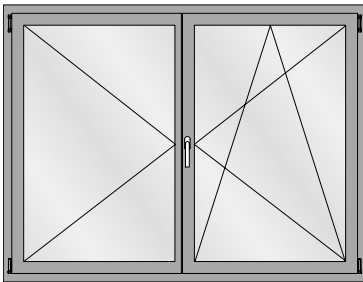
Drehflügel
 Fenêtre à la française
 Side-hung window



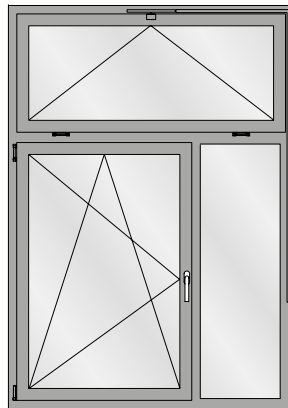
Drehkipp-Flügel
 Vantail oscillo-battant
 Turn/tilt window



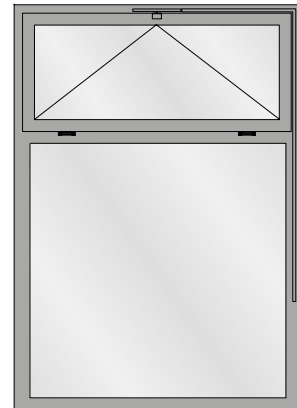
Drehkipp/Dreh-Flügel
 Vantail oscillo-battant/fenêtre à la française
 Side-hung/turn/tilt window



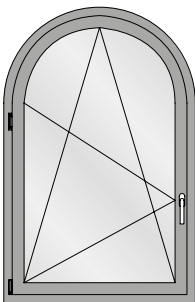
Stulpfenster
 Fenêtre à deux vantaux
 Double vent window



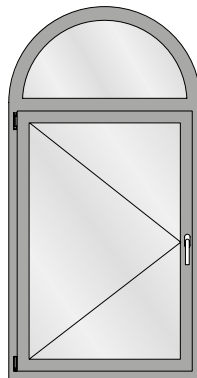
Fenster Drehkipp mit Festverglasung
 Vantail oscillo-battant avec vitrage fixe
 Window, turn/tilt with fixed lights



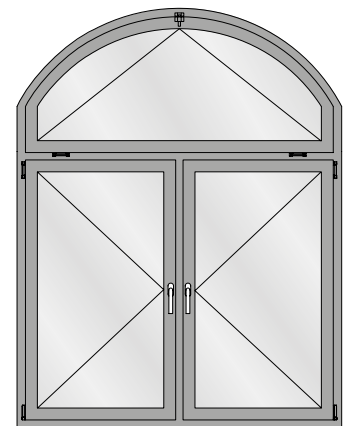
Festverglasung mit Oberlicht
 Vitrage fixe avec imposte
 Fixed lights with top light



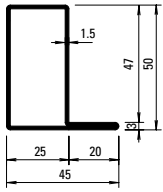
Einflügeliges Rundbogen-Fenster
 Fenêtre à un vantail à plein-cercle
 Single leaf round arched window



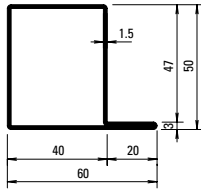
Einflügeliges Fenster mit Rundbogen-Oberlicht
 Fenêtre à la française avec imposte demi-rond
 Side hung window with round arched top light



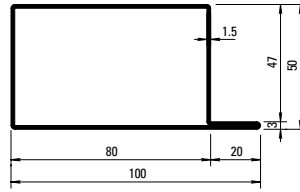
Zweiflügeliges Fenster mit Stichbogen-Oberlicht
 Fenêtre à deux vantaux avec imposte en arc bombé
 Double vent window segmental arched top light



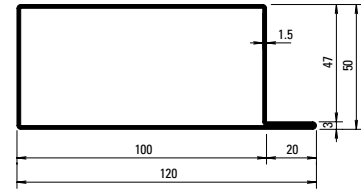
01.534
01.534 Z
 01.534.01
 01.534.05



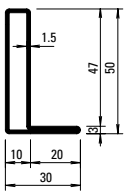
01.564
01.564 Z
 01.564.01
 01.564.05



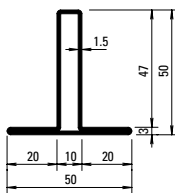
01.592
01.592 Z



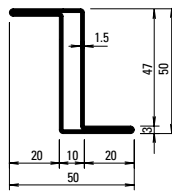
01.596
01.596 Z*



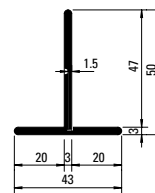
01.531
01.531 Z



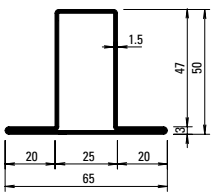
02.531
02.531 Z



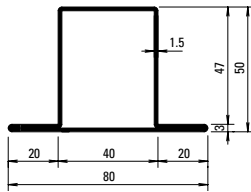
03.531
03.531 Z



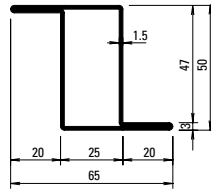
400.023
400.023 Z



02.534
02.534 Z
 02.534.01
 02.534.05



02.564
02.564 Z
 02.564.01
 02.564.05



03.534
03.534 Z
 03.534.01*
 03.534.05*

Artikelbibliothek
 Bibliothèque des articles
 Article library

DXF **DWG**

* Auslaufende Profile

* Profilés en fin de série

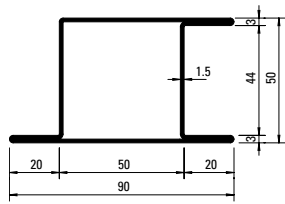
* Discontinued profiles

Profil-Nr.	G kg/m	F cm ²	I _x cm ⁴	W _x cm ³	I _y cm ⁴	W _y cm ³	U m ² /m
01.534	2,130	2,71	9,35	3,11	4,78	1,73	0,185
02.534	2,590	3,30	10,99	3,30	8,56	2,63	0,224
03.534	2,590	3,30	13,28	5,13	8,56	2,63	0,224
01.564	2,490	3,17	12,10	4,12	11,20	3,25	0,216
02.564	2,950	3,75	13,90	4,31	17,60	4,40	0,255
01.592	3,430	4,37	19,35	6,86	46,90	8,80	0,296
01.596	3,900	4,97	22,93	8,25	77,23	12,30	0,336

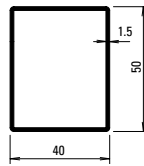
Profil-Nr.	G kg/m	F cm ²	I _x cm ⁴	W _x cm ³	I _y cm ⁴	W _y cm ³	U m ² /m
01.531	1,881	2,26	6,55	2,11	1,42	0,67	0,155
02.531	2,240	2,86	8,00	2,31	3,26	1,30	0,195
03.531	2,240	2,85	10,63	4,25	3,25	1,30	0,194
400.023	2,657	2,62	6,63	1,87	1,91	0,88	0,182
05.568	3,639	4,65	20,62	7,37	32,39	6,55	0,315
30.900	3,100	3,98	19,29	6,20	8,36	2,64	0,269
30.901	3,010	3,86	16,42	4,37	8,92	2,63	0,262
400.048	2,024	2,58	9,46	3,78	6,70	3,35	0,177

Profilübersicht
Sommaire des profilés
Summary of profiles

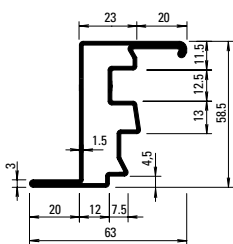
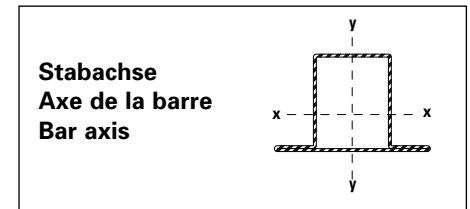
Jansen-Economy 50 Fenster
 Jansen-Economy 50 fenêtres
 Jansen-Economy 50 windows



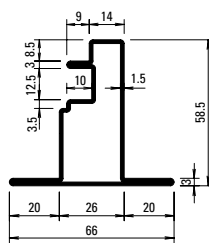
05.568
05.568 Z
 05.568.01
 05.568.05



400.048
400.048 Z



30.900
30.900 Z
 30.900.01*
 30.900.05*



30.901

Gewichte für Edelstahl-Profile
Poids pour profilés en acier Inox
Weights for stainless steel profiles

01.534.01 = 2,153 kg/m
02.534.01 = 2,622 kg/m
01.564.01 = 2,513 kg/m
02.564.01 = 2,975 kg/m
03.534.01 = 2,622 kg/m
05.568.01 = 3,672 kg/m
30.900.01 = 3,120 kg/m

01.534.05 = 2,126 kg/m
02.534.05 = 2,590 kg/m
01.564.05 = 2,481 kg/m
02.564.05 = 2,938 kg/m
03.534.05 = 2,590 kg/m
05.568.05 = 3,640 kg/m
30.900.05 = 3,081 kg/m

* Auslaufende Profile

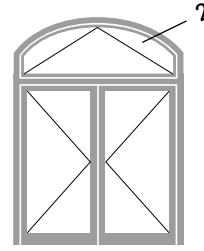
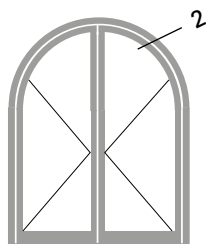

* Profilés en fin de série

* Discontinued profiles

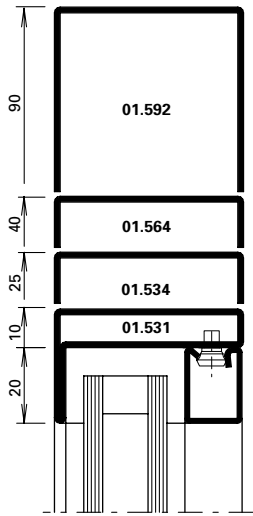
Oberfläche/Werkstoff
Artikel-Nr. ohne Zusatz = blank mit Z = bandverzinkter Stahl
Werkstoff 1.4404 (AISI 316L) mit 01 = blank mit 03 = geschliffen, Korn 220-240
Werkstoff 1.4307 (AISI 304L) mit 05 = blank mit 07 = geschliffen, Korn 220-240
Edelstahl geschliffen auf Anfrage

Surface/Matériau
No. d'article sans supplément = brut avec Z = bande d'acier zinguée
Matériau 1.4404 (AISI 316L) avec 01 = brut avec 03 = polies, grain 220-240
Matériau 1.4307 (AISI 304L) avec 05 = brut avec 07 = polies, grain 220-240
Acier Inox polie sur demande

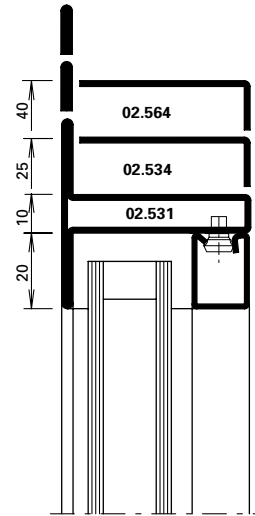
Surface/Material
Part no. without addition = bright with Z = steel galvanised strip
Material 1.4404 (AISI 316L) with 01 = bright with 03 = polished, grain 220-240
Material 1.4307 (AISI 304L) with 05 = bright with 07 = polished, grain 220-240
Stainless steel polished on request



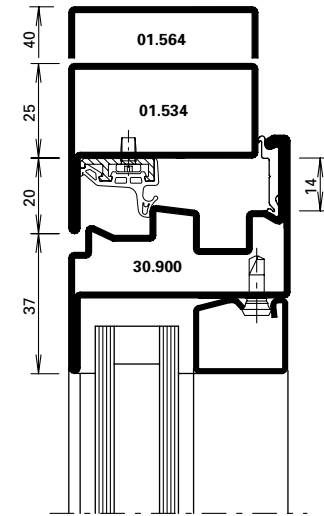
1.0




1.1



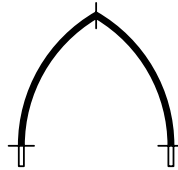
2.0



Halbrundbogen
 Arc semi-circulaire
 Semi-circular arch



Rundbogen
 Arc en plein centre
 Round arch




Spitzbogen
 Arc en ogive
 Gothic arch



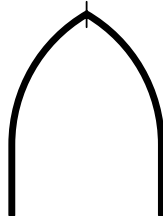
Stichbogen
 Arc bombé
 Segmented arch



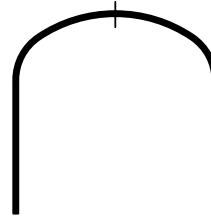
Korbbogen
 Anse de panier
 Oval arch



Halbrundbogen mit Schenkel
 Arc surhaussé prolongée
 Semi-circular arch with side extension



Spitzbogen mit Schenkel
 Arc en ogive prolongée
 Gothic arch with side extension



Korbbogen mit Schenkel
 Anse de panier prolongée
 Oval arch with side extension

Bitte benutzen Sie unsere Bestell-
 vorlagen auf docucenter.jansen.com


Veuillez utiliser nos formulaires de
 commande sur docucenter.jansen.com


Please use our order forms on
docucenter.jansen.com


Biegeradien


Rayons de courbure


Bending radii

Profil Profilé Profile	Min. Radius Rayon min. Min. radius R	blank brut bright	verzinkt zinguée galvanised
		mm	mm
01.531	350		
01.534	400		800
01.564	650		1050
01.592	1100		

	Min. Radius Rayon min. Min. radius R		
02.531	350	600	
02.534	400	800	
02.564	650	1050	
400.023		800	

	Min. Radius Rayon min. Min. radius R		
03.531	600		
03.534	500	800	

	Min. Radius Rayon min. Min. radius R		
05.568	850	1250	

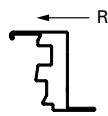
	Min. Radius Rayon min. Min. radius R		
400.048	550	650	
400.049	550	850	

Andere Profiltypen sowie im Grundriss gebogene Profile auf Anfrage.

Biegen von Edelstahl-Profilen auf Anfrage!

Die Radien-Angaben beziehen sich auf die langjährige Erfahrung und Fertigung im Hause Jansen.

Profil Profilé Profile	Min. Radius Rayon min. Min. radius R		
------------------------------	---	--	--

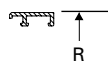


30.900	550 mm		
--------	--------	--	--

Stahl-Glasleisten Parcloses en acier Steel glazing beads	Min. Radius Rayon min. Min. radius R		
--	---	--	--



62.507 Z	300 mm		
62.508 Z	300 mm		
62.509 Z	300 mm		



407.120	300 mm		
---------	--------	--	--

Autres types de profilés et profilés au tracé cintré sur demande.

Profilés acier Inox sur demande!

Les rayons indiqués se fondent sur la longue expérience et la fabrication au sein de la maison Jansen.

Jansen-Economy 50 Fenster
Jansen-Economy 50 fenêtres
Jansen-Economy 50 windows

Stahl-Glasleisten Parcloses en acier Steel glazing beads	Min. Radius Rayon min. Min. radius R		
--	---	--	--



402.112 Z	500 mm		
402.115 Z	500 mm		
402.120 Z	600 mm		
402.125 Z	750 mm		
402.130 Z	1000 mm		
402.135 Z	1500 mm		

Aluminium-Glasleisten Parcloses en aluminium Aluminium glazing beads	Min. Radius Rayon min. Min. radius R		
--	---	--	--



404.109	400 mm		
404.112	400 mm		
404.115	400 mm		
404.120	400 mm		
404.125	450 mm		
404.130	500 mm		
404.135	600 mm		

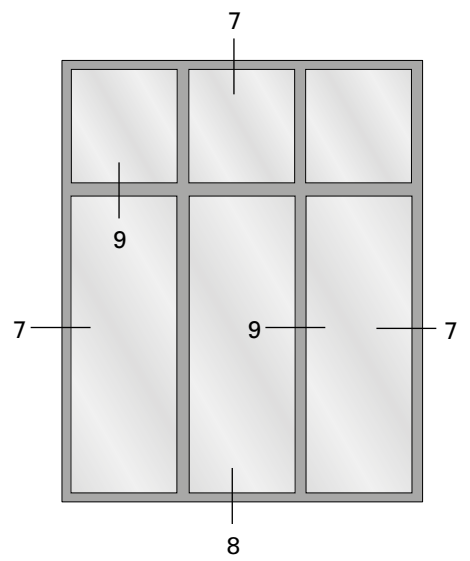
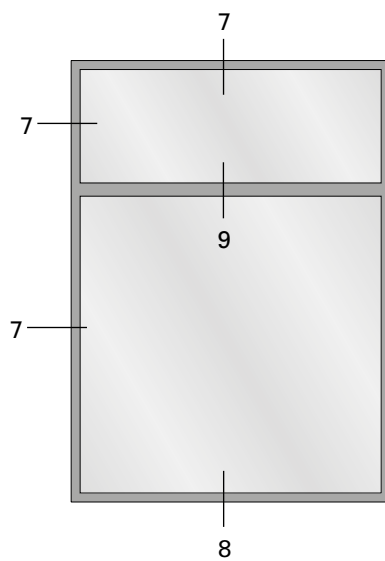
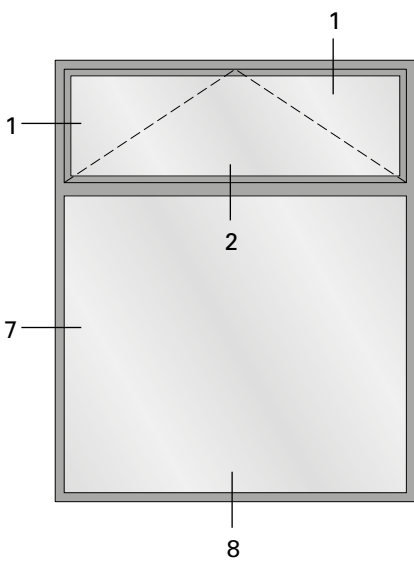
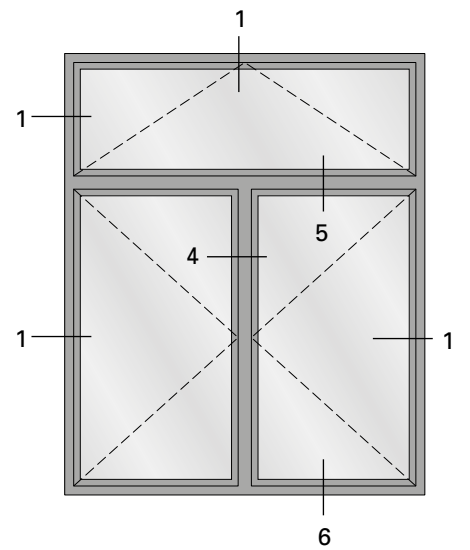
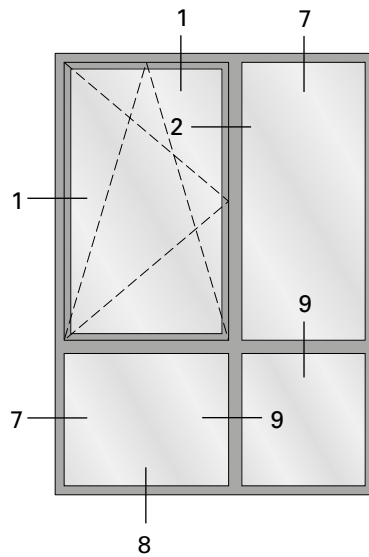
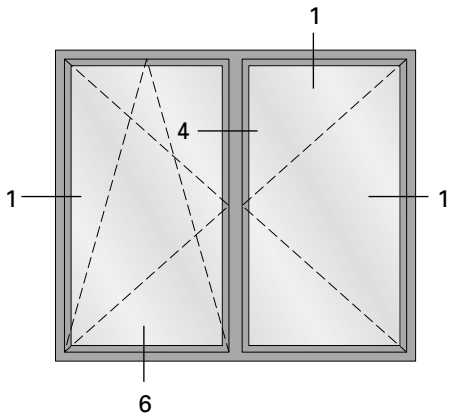
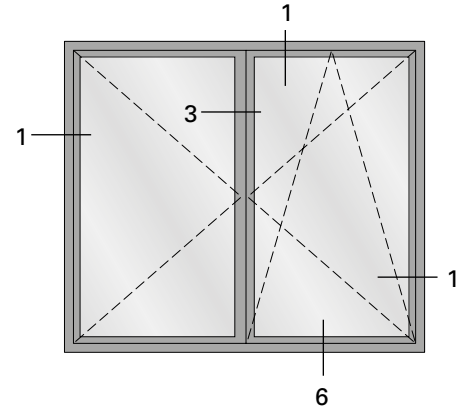
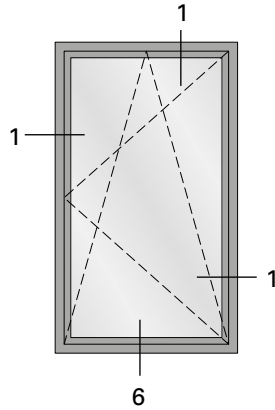
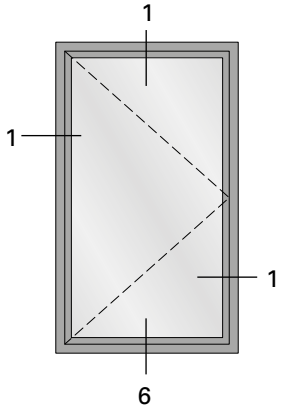


405.110	500 mm		
405.115	500 mm		
405.120	500 mm		
405.125	800 mm		
405.130	1000 mm		
405.135	1000 mm		
406.903	500 mm		
406.905	500 mm		
406.907	500 mm		
406.909	600 mm		

Other profile types and profiles curved in the floor plan are available on request.

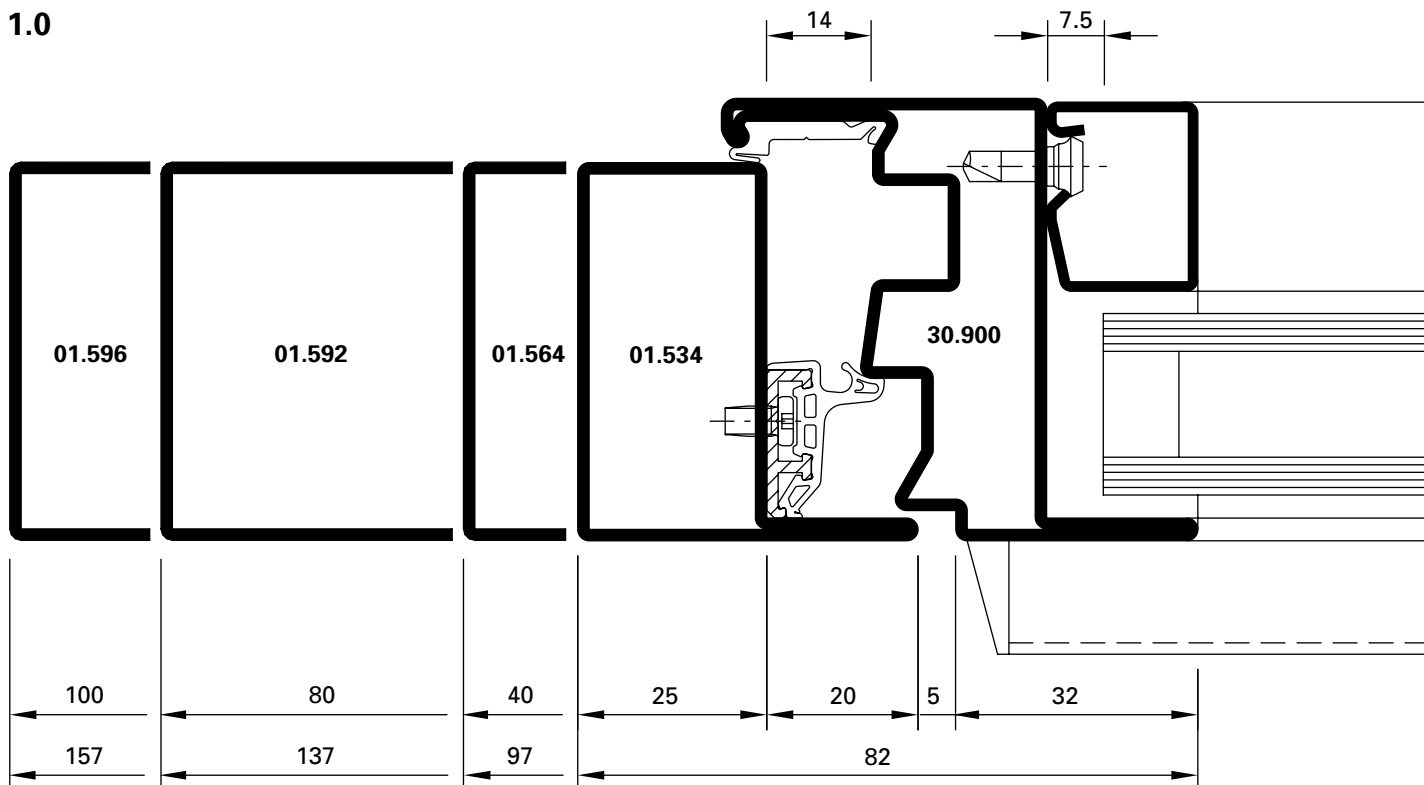
Stainless steel profiles on request!

The radii specifications are based on the many years of experience Jansen has in fabrication.

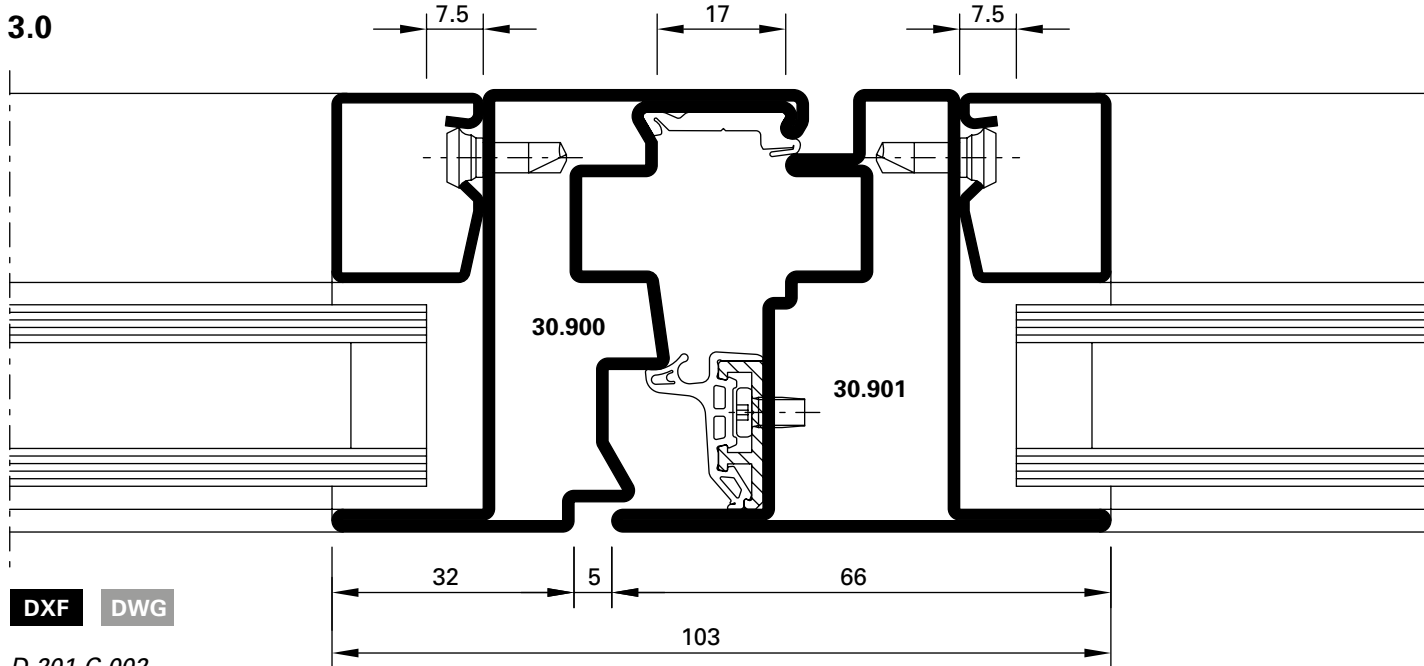


Schnittpunkte im Massstab 1:1
Coupe de détails à l'échelle 1:1
Section details on scale 1:1

Jansen-Economy 50 Fenster
Jansen-Economy 50 fenêtres
Jansen-Economy 50 windows



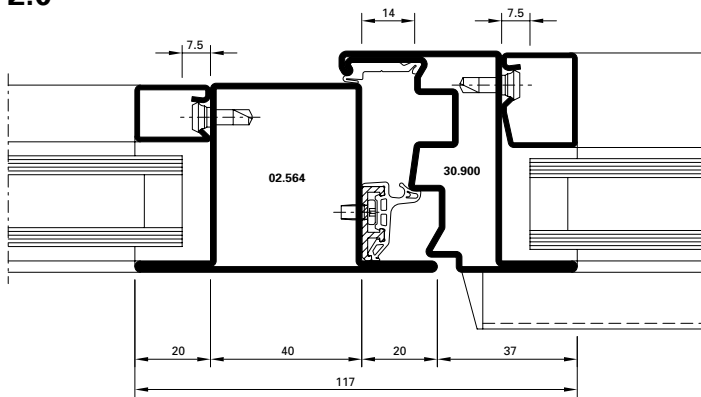
DXF **DWG** D-201-C-001



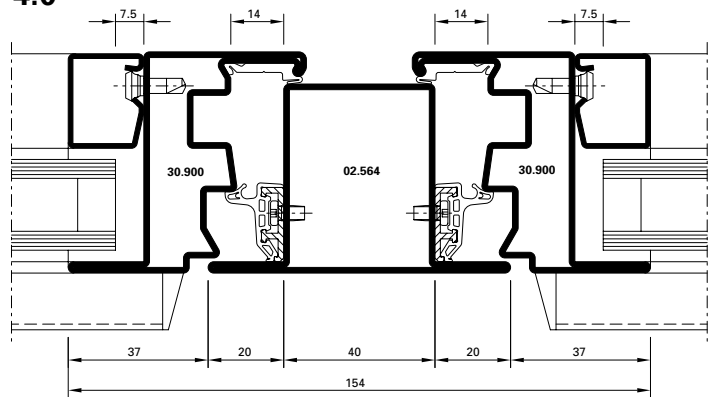
DXF **DWG**

D-201-C-002

2.0



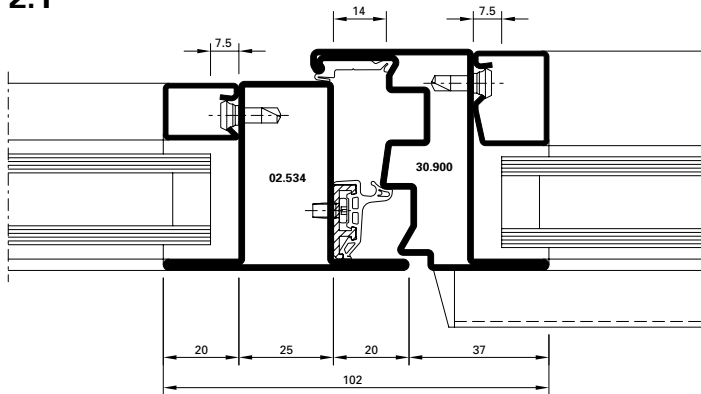
4.0



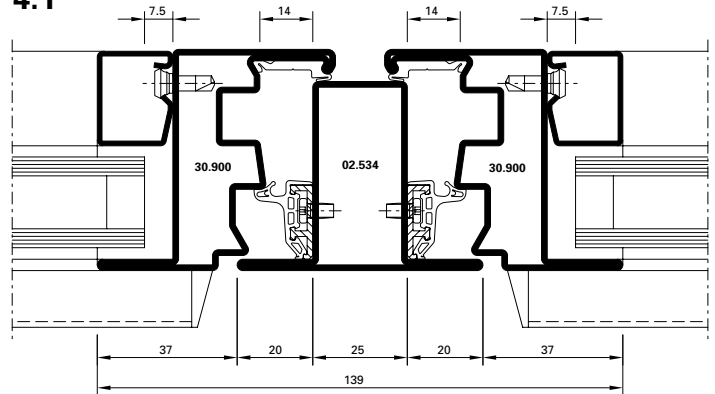
DXF DWG D-201-C-003

DXF DWG D-201-C-004

2.1



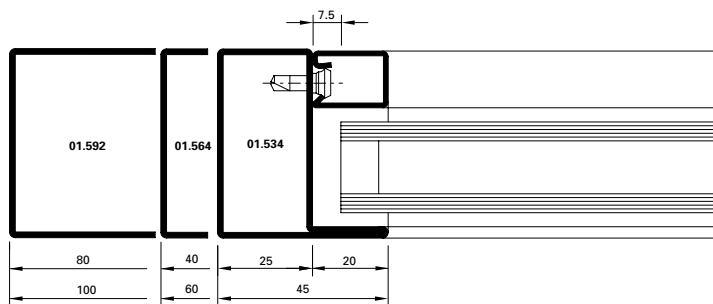
4.1



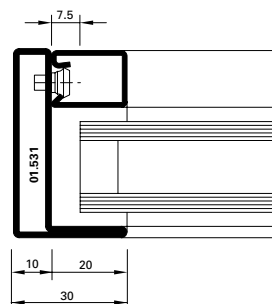
DXF DWG D-201-C-005

DXF DWG D-201-C-006

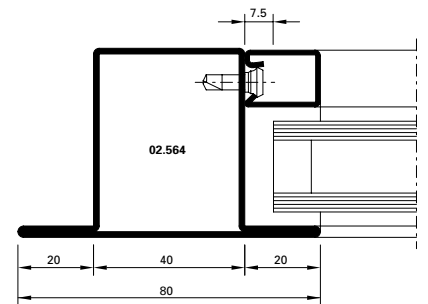
7.0



7.1



7.2



DXF DWG D-200-C-001

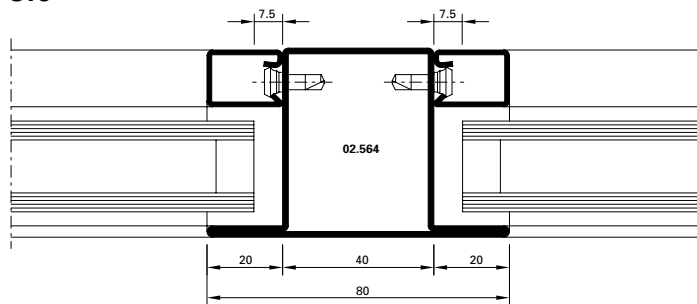
DXF DWG

D-201-C-013

DXF DWG

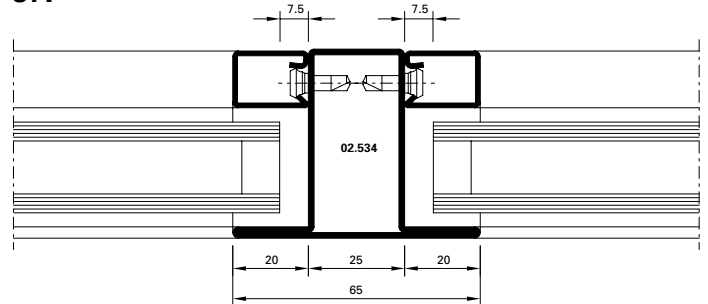
D-201-C-049

9.0



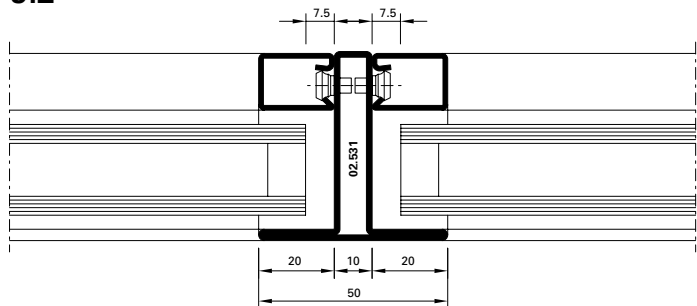
DXF **DWG** D-200-C-016

9.1



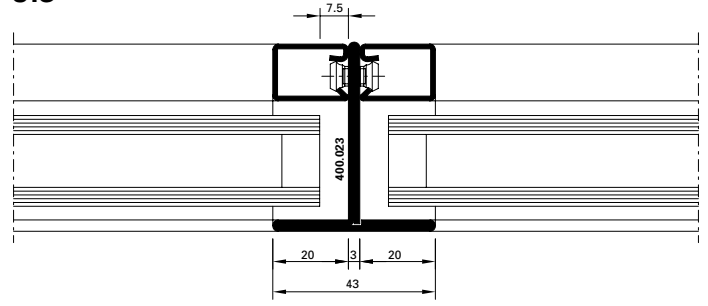
DXF **DWG** D-200-C-046

9.2

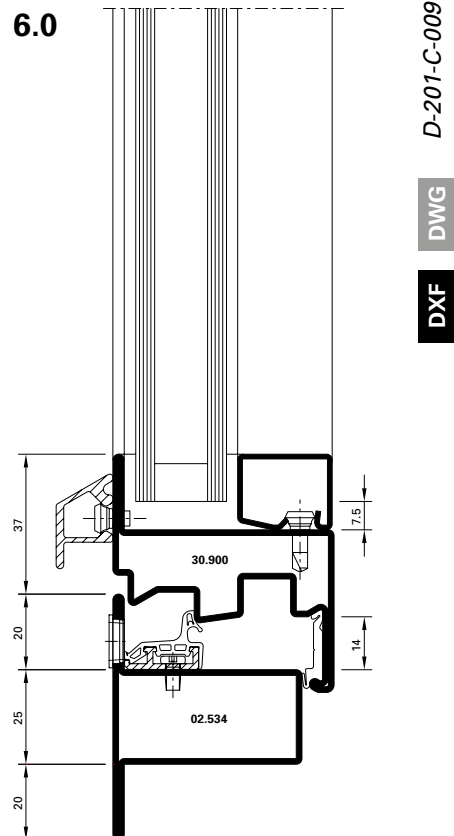
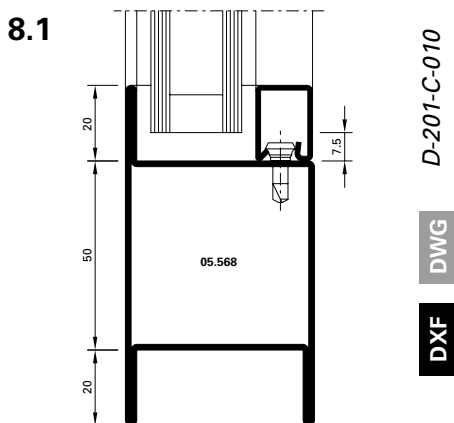
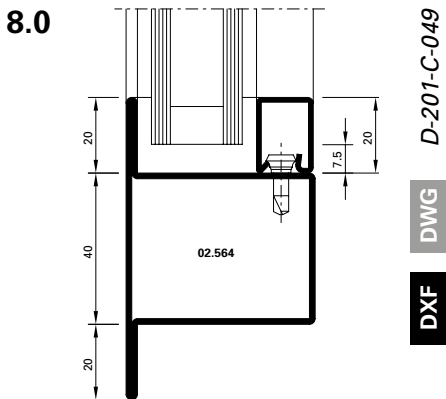
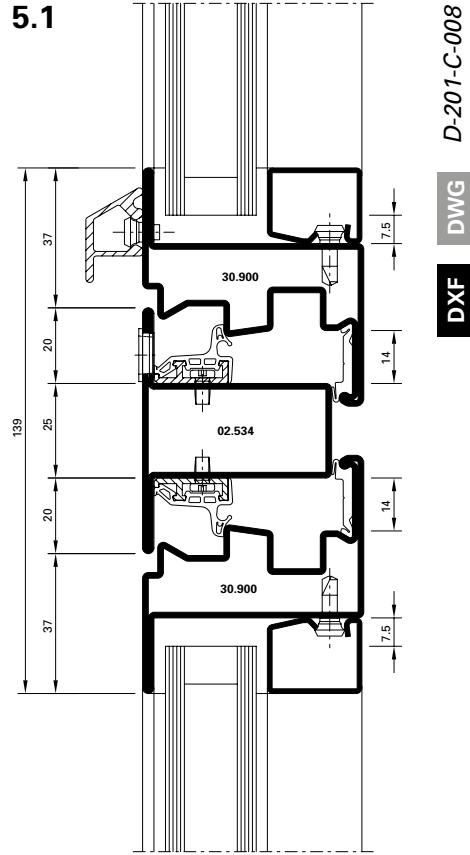
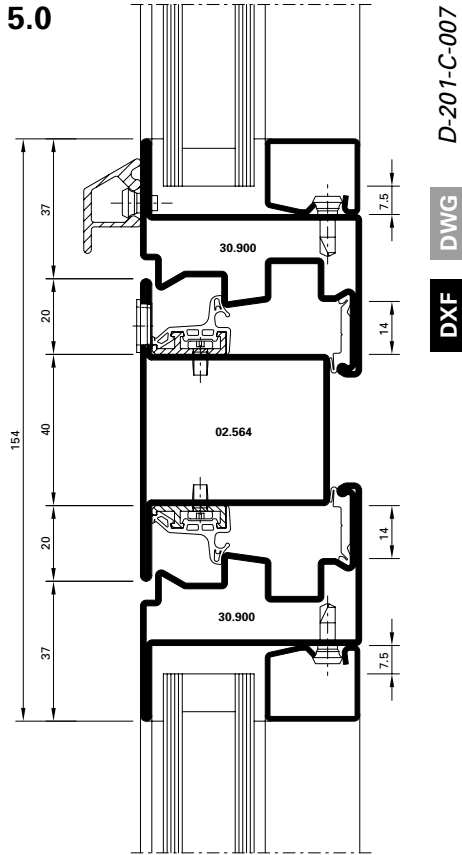


DXF **DWG** D-200-C-018

9.3

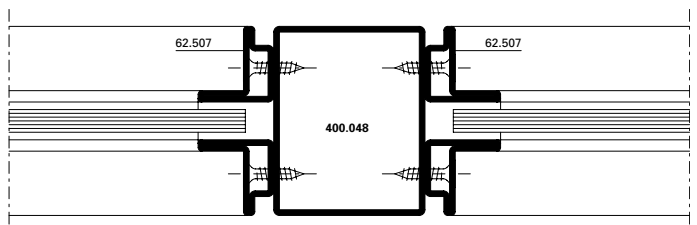
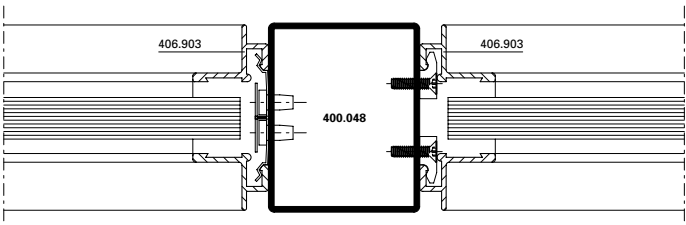
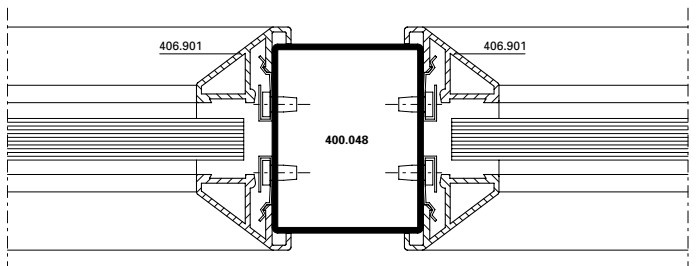
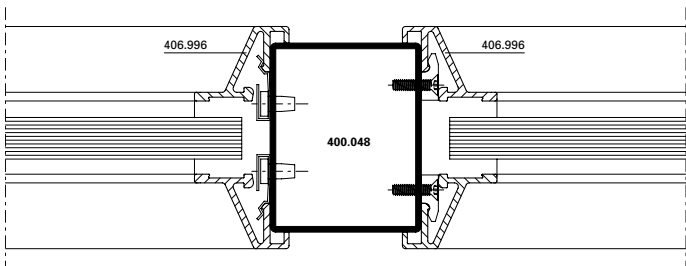
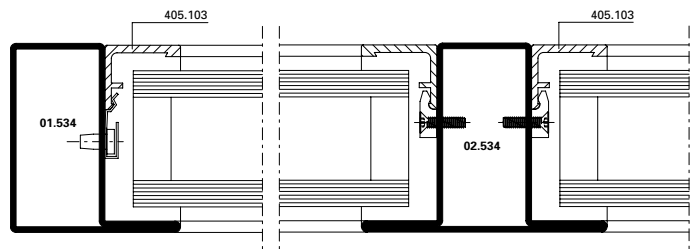
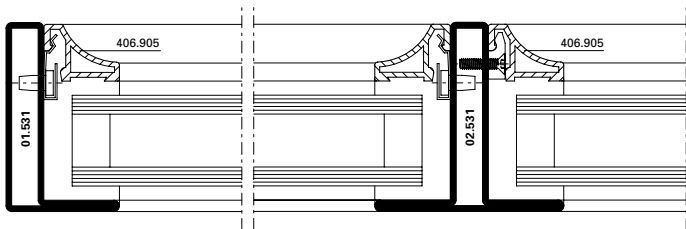
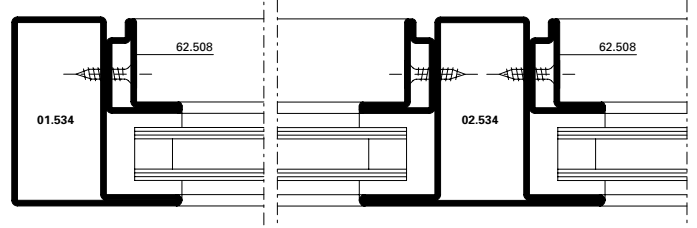
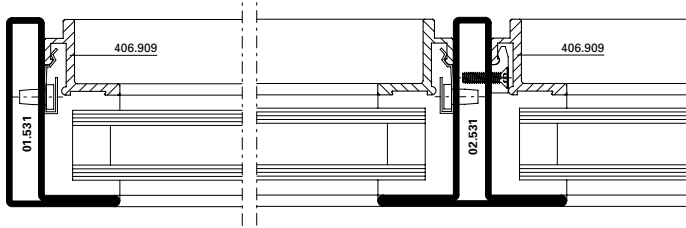


DXF **DWG** D-200-C-019

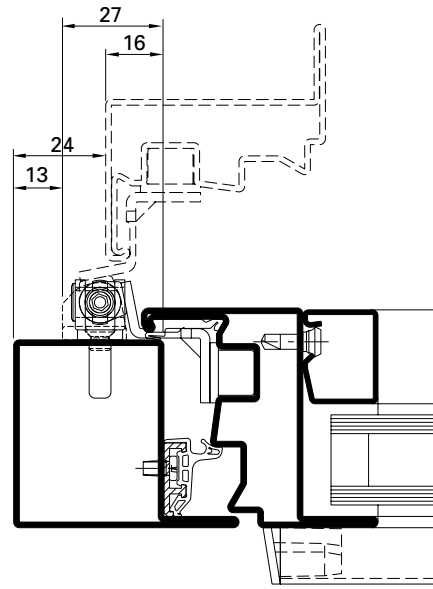


Glasleisten-Varianten im Massstab 1:2
Variantes de parcloles à l'échelle 1:2
Glazing bead options on scale 1:2

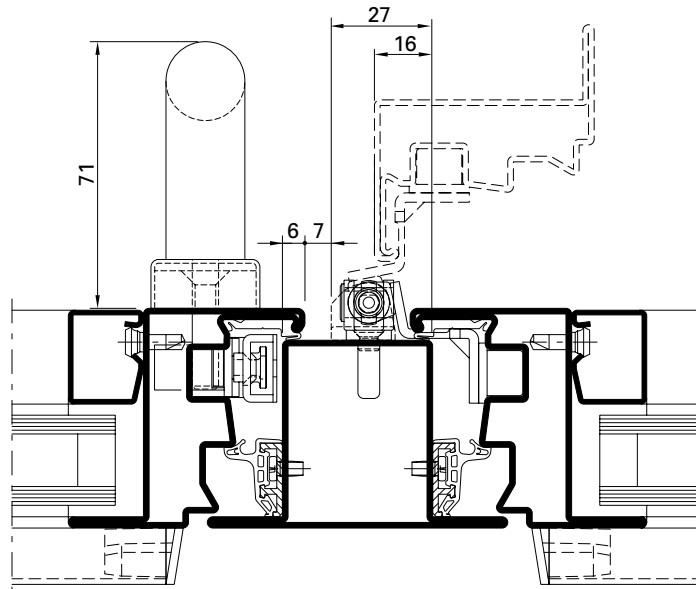
Jansen-Economy 50 Fenster
Jansen-Economy 50 fenêtres
Jansen-Economy 50 windows



Platzbedarf
Standard-Fensterbeschlag

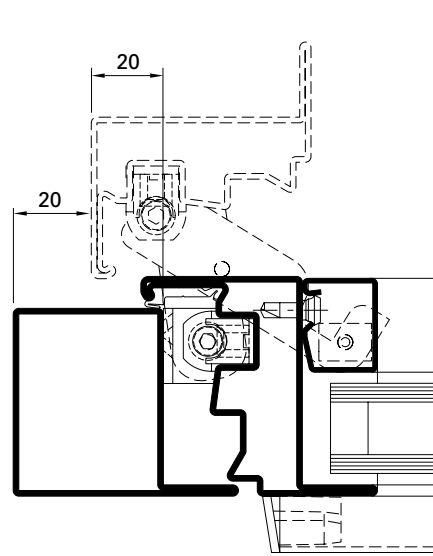


Espace nécessaire
Ferrure de fenêtre standard

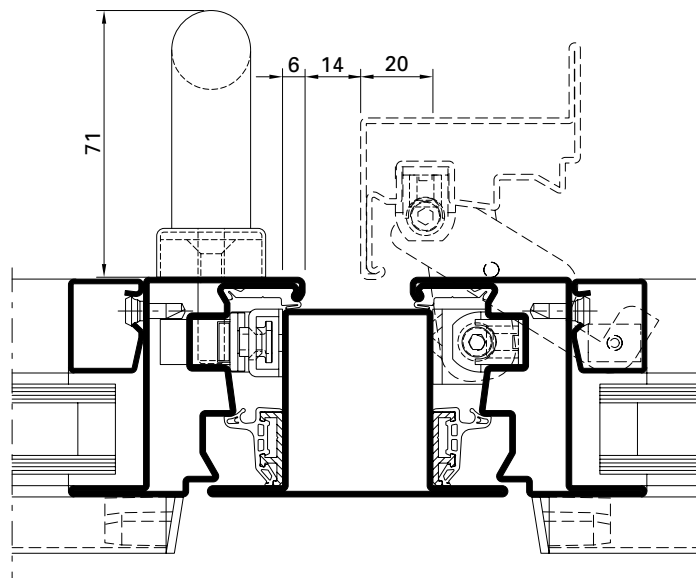


Space required
Standard window fitting

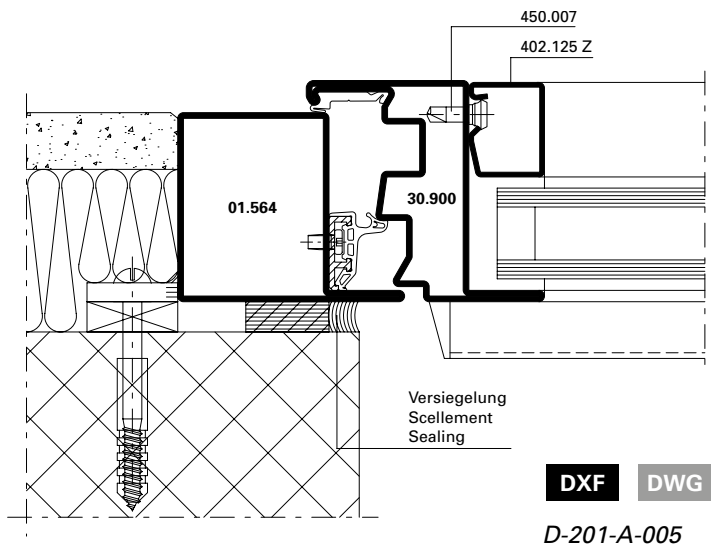
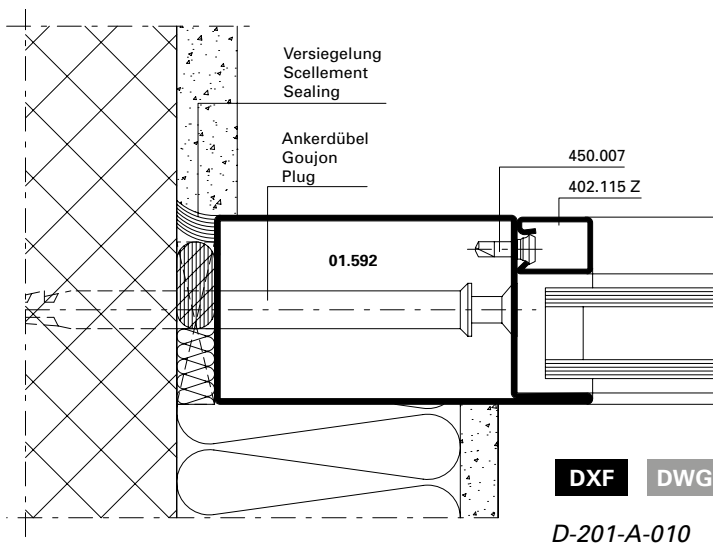
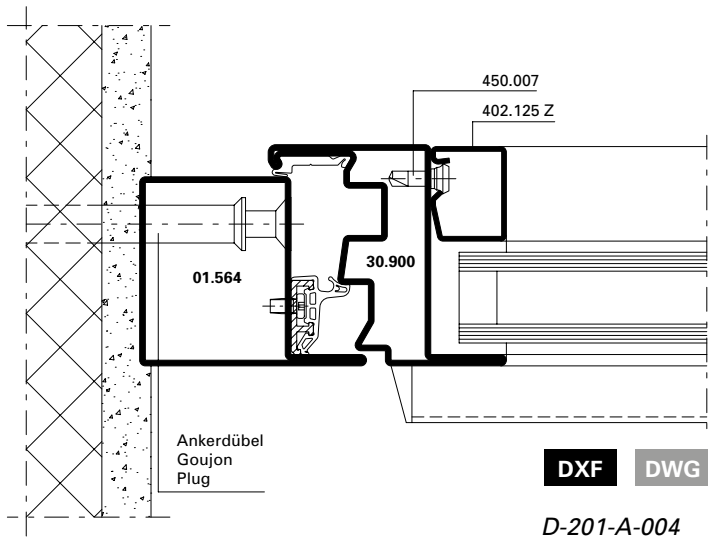
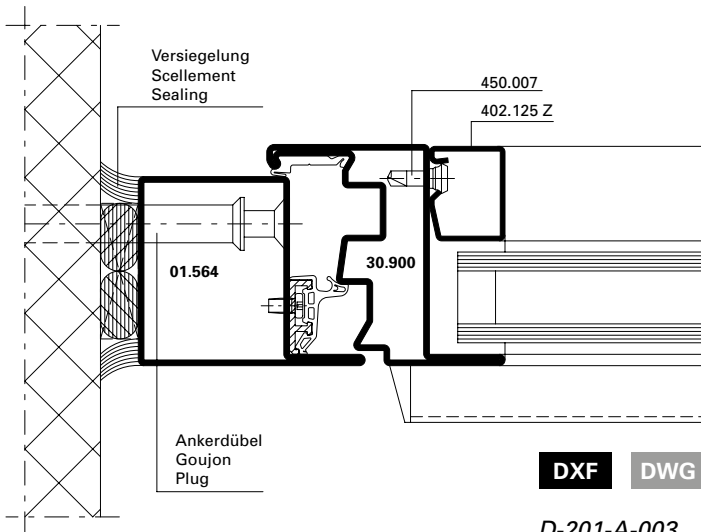
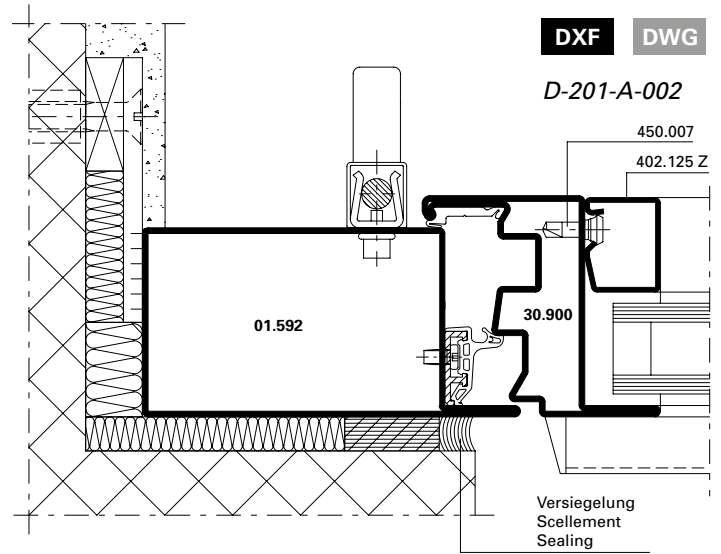
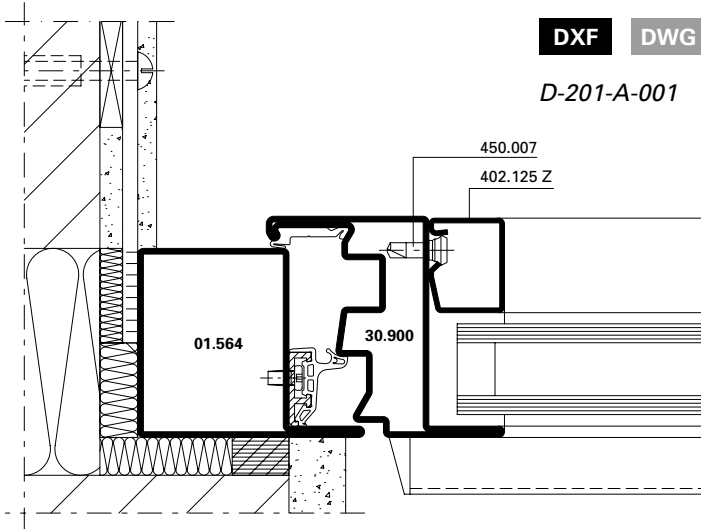
Platzbedarf
Verdeckt liegender Fensterbeschlag

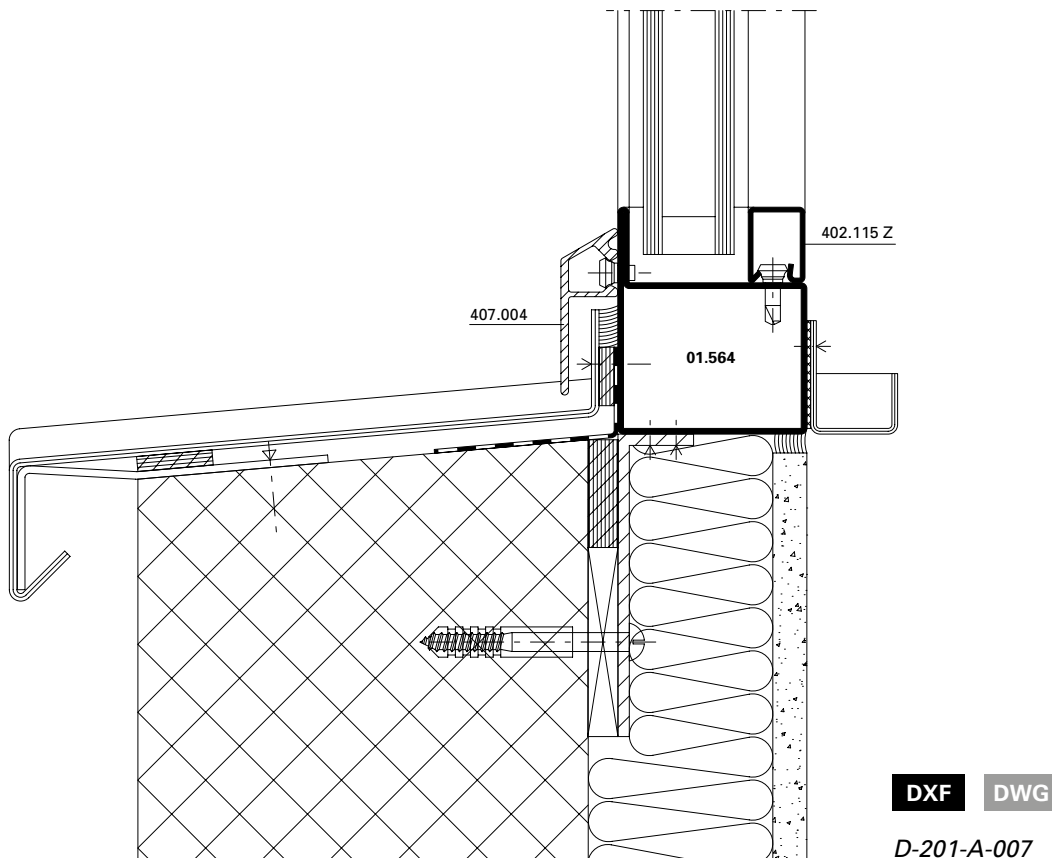
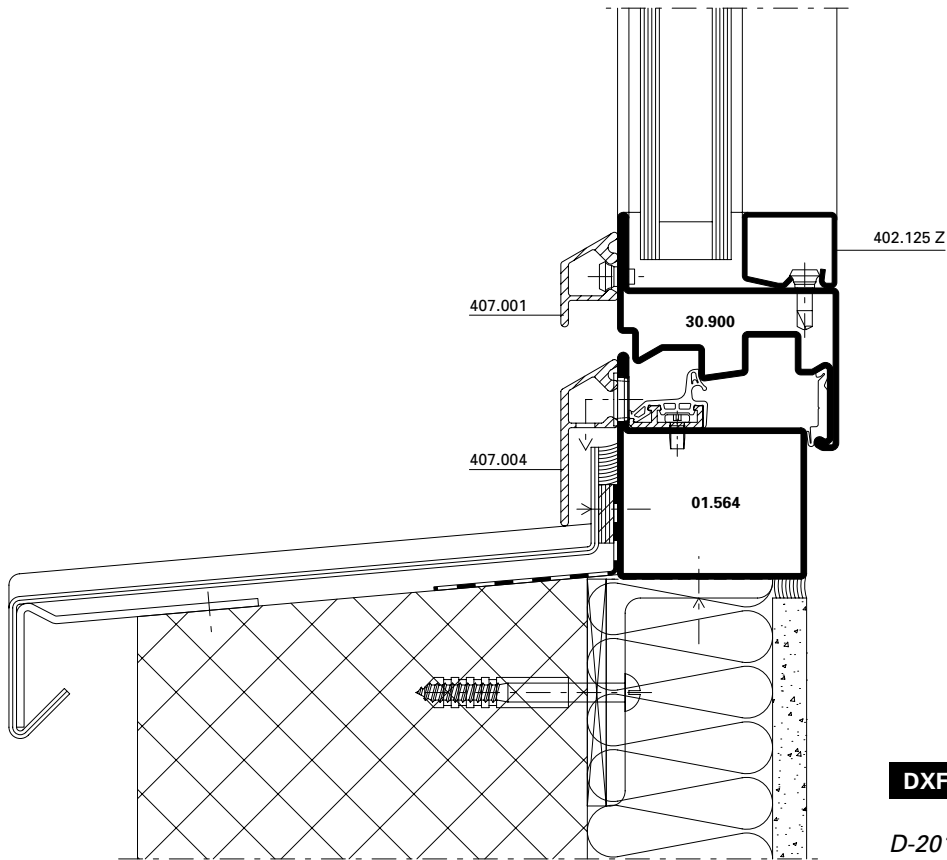


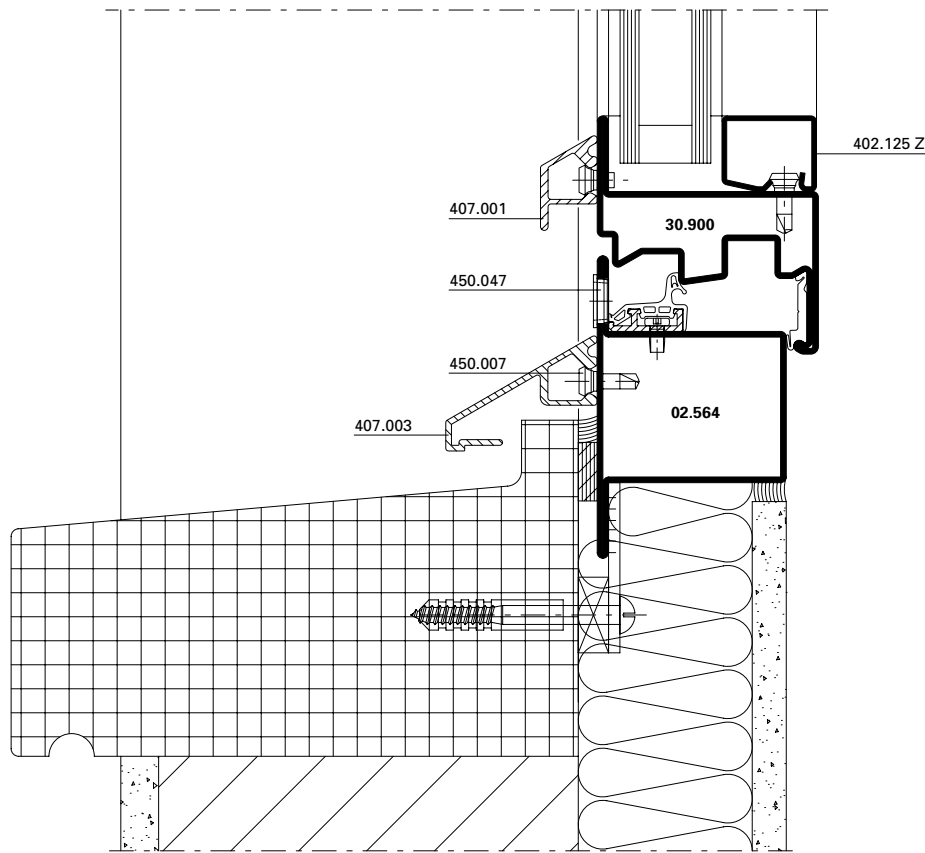
Espace nécessaire
Ferrure de fenêtre non apparente



Space required
Concealed window fitting

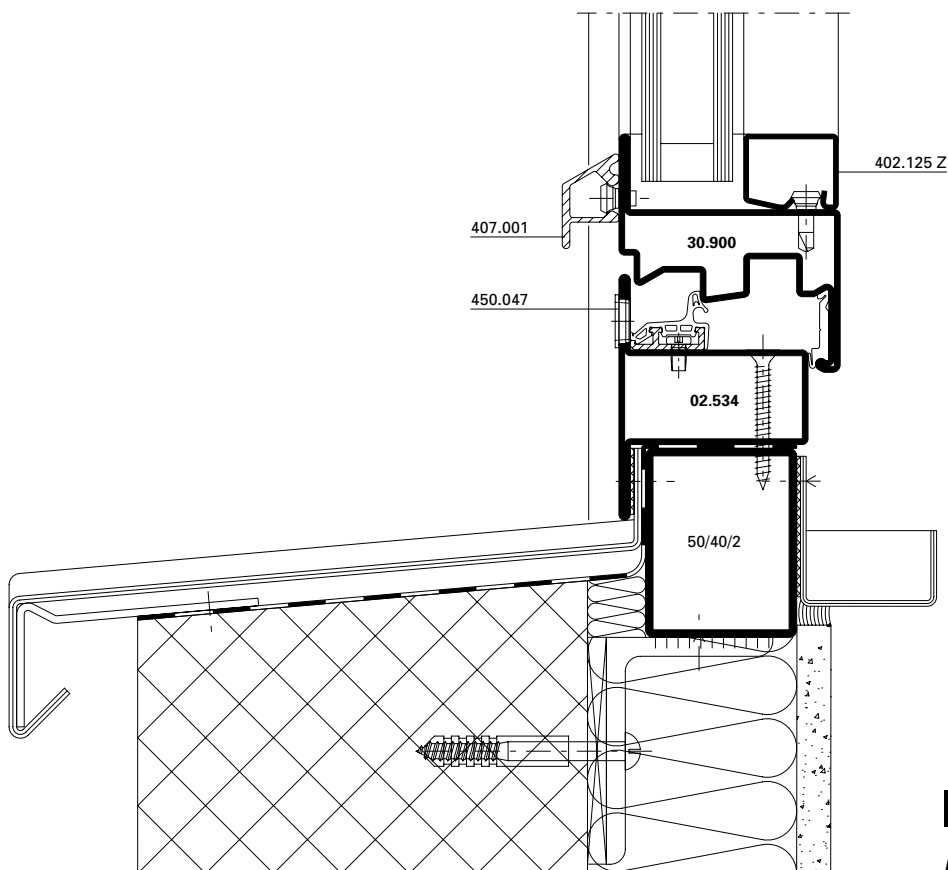






DXF DWG

D-201-A-008



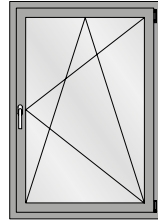
DXF DWG

D-201-A-009

Leistungswerte
Fenster aus Stahl und Edelstahl

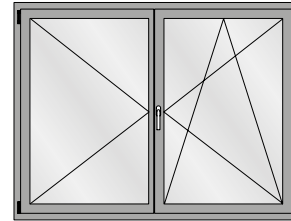
Caractéristiques de performances
Fenêtres en acier et acier Inox

Performance values
Windows made of steel and stainless steel









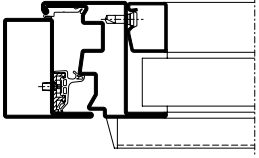
FFB = 1080 mm
 FFH = 2380 mm

Max. Fläche:
 Surface max.:
 Max. surface:
 2,3 m²



FFB = 2100 mm
 FFH = 2380 mm


Max. Fläche:
 Surface max.:
 Max. surface:
 2,3 m²

	 EN 12208	 EN 12207	 EN 12210	 EN 12208	 EN 12207	 EN 12210
	Klasse E900* Classe E900* Class E900*	Klasse 4* Classe 4* Class 4*	Klasse C4* Classe C4* Class C4*	Klasse E750 Classe E750 Class E750	Klasse 4 Classe 4 Class 4	Klasse C3 Classe C3 Class C3
Größenänderungen Variations dimensionnelles Size changes	-100%	-100%	-100%	-100%	-100%	-100%

*Die Werte gelten auch für
 Festverglasungen

* Les valeurs sont valable aussi
 pour vitrages fixe

* The values are valid also for
 fixed lights

 EN ISO 140-3	Schallschutz R_w (C, C_{tr}) (dB) Isolation phonique R_w (C, C_{tr}) (dB) Sound insulation R_w (C, C_{tr}) (dB)	bis R_w 43 dB (-2; -5) jusqu'à R_w 43 dB (-2; -5) up to R_w 43 dB (-2; -5)
--	---	--

U_f-Werte
(nach EN ISO 10077-2:2018-01)

Auf den folgenden Seiten finden Sie die U_f-Werte für die verschiedenen Anwendungen von Jansen-Economy 50 Fenster.

Sie basieren auf folgenden Grundlagen:

Stahl

- Profile bandverzinkter Stahl, unbeschichtet
- Stahl-Glasleisten
- Trockenverglasung

Edelstahl

- Profile Edelstahl, blank
- Edelstahl-Glasleisten
- Trockenverglasung

Valeurs U_f
(selon EN ISO 10077-2:2018-01)

Vous trouverez les valeurs U_f pour les différentes applications Jansen-Economy 50 fenêtres. dans les pages qui suivent.

Elles se basent sur les principes suivants:

Acier

- Profilés en bande d'acier zingué, sans revêtement
- Parcloses en acier
- Vitrage à sec

Acier Inox

- Profilés en acier Inox, brut
- Parcloses en acier Inox
- Vitrage à sec

U_f values
(according to
EN ISO 10077-2:2018-01)

On the following pages you will find the U_f values for the various applications for Jansen-Economy 50 windows.

They are based on the following:

Steel

- Strip galvanised steel profiles, uncoated
- Steel glazing beads
- Glazing with dry glazing


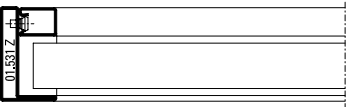

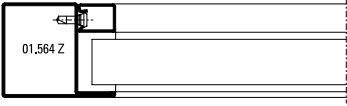
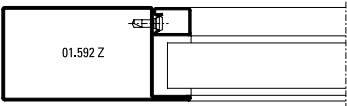
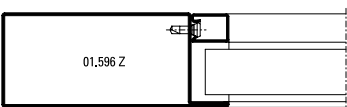
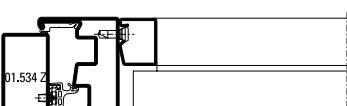
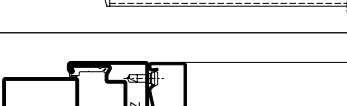
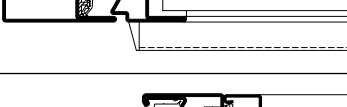
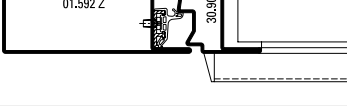
Stainless steel


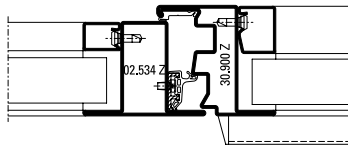
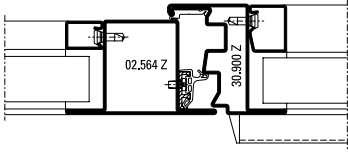
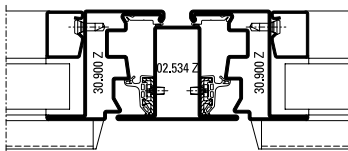
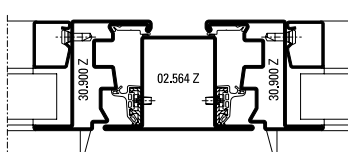
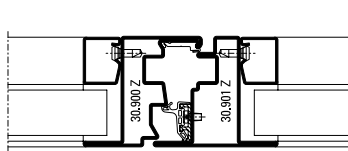
- Stainless steel profiles, bright
- Stainless steel glazing beads
- Glazing with dry glazing

U_f-Werte
 (nach EN ISO 10077-2:2018-01)

Valeurs U_f
 (selon EN ISO 10077-2:2018-01)

U_f values
 (according to EN ISO 10077-2:2018-01)


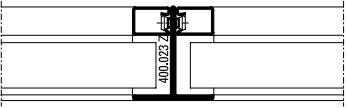
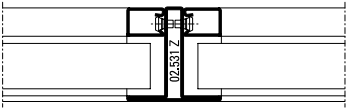
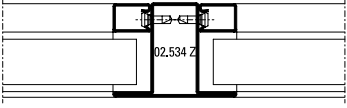
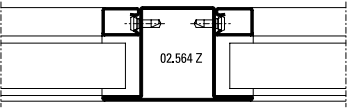
	Füllelementstärken Elements de remplissages Infill elements ≥ 24 mm
	7,3 W/m ² K
	6,5 W/m ² K
	6,0 W/m ² K
	5,2 W/m ² K
	4,9 W/m ² K
	6,0 W/m ² K
	5,8 W/m ² K
	5,4 W/m ² K
	5,2 W/m ² K

	Füllelementstärken Elements de remplissages Infill elements ≥ 24 mm
	6,3 W/m ² K
	6,1 W/m ² K
	6,0 W/m ² K
	5,9 W/m ² K
	6,3 W/m ² K

U_f-Werte
 (nach EN ISO 10077-2:2018-01)

Valeurs U_f
 (selon EN ISO 10077-2:2018-01)


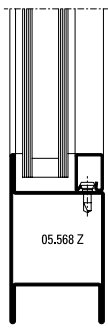
U_f values
 (according to EN ISO 10077-2:2018-01)


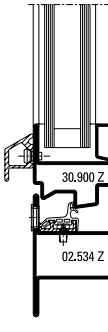
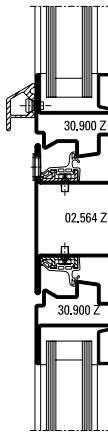
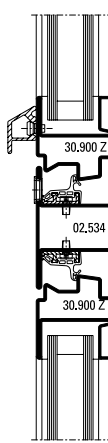
	Füllelementstärken Elements de remplissages Infill elements ≥ 24 mm
	7,5 W/m²K
	7,2 W/m²K
	6,6 W/m²K
	6,1 W/m²K

U_f-Werte
 (nach EN ISO 10077-2:2018-01)

Valeurs U_f
 (selon EN ISO 10077-2:2018-01)

U_f values
 (according to EN ISO 10077-2:2018-01)

 <p>© ift Rosenheim</p>	<p>Füllelementstärken Elements de remplissages Infill elements</p> <p>≥ 24 mm</p>
 <p>05.568 Z</p>	<p>5,6 W/m²K</p>




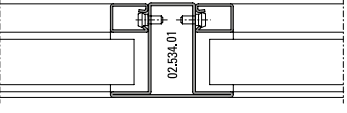
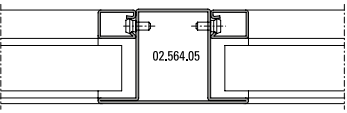
 <p>© ift Rosenheim</p>	<p>Füllelementstärken Elements de remplissages Infill elements</p> <p>≥ 24 mm</p>
 <p>30.900 Z 02.534 Z</p>	<p>6,3 W/m²K</p>
 <p>30.900 Z 02.564 Z 30.900 Z</p>	<p>5,9 W/m²K</p>
 <p>30.900 Z 02.534 Z 30.900 Z</p>	<p>6,0 W/m²K</p>

U_f-Werte
 (nach EN ISO 10077-2:2018-01)


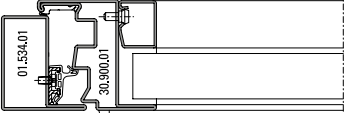
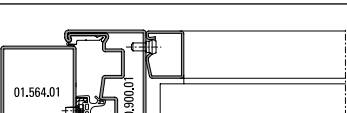
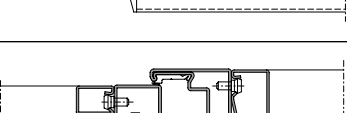
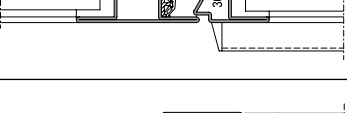
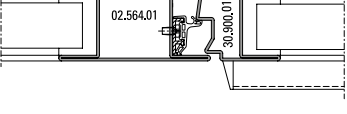
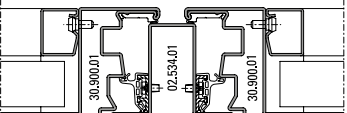
Valeurs U_f
 (selon EN ISO 10077-2:2018-01)

U_f values
 (according to EN ISO 10077-2:2018-01)



	Füllelementstärken Elements de remplissages Infill elements ≥ 24 mm
	5,6 W/m ² K
	5,0 W/m ² K
	5,5 W/m ² K
	5,0 W/m ² K



	Füllelementstärken Elements de remplissages Infill elements ≥ 24 mm
	5,0 W/m ² K
	4,8 W/m ² K
	5,2 W/m ² K
	4,9 W/m ² K
	4,9 W/m ² K
	4,8 W/m ² K

U_f-Werte
 (nach EN ISO 10077-2:2018-01)

Valeurs U_f
 (selon EN ISO 10077-2:2018-01)

U_f values
 (according to EN ISO 10077-2:2018-01)



	Füllelementstärken Elements de remplissages Infill elements ≥ 24 mm
	5,5 W/m ² K
	4,4 W/m ² K
	5,2 W/m ² K